

barley light

a modern, funky first hat ♥ by Tin Can Knits



Learn to knit with Alexa and Emily!

Barley Light is the lightweight counterpart to the Barley Hat from [The Simple Collection](#) - a learn to knit series with 11 excellent free patterns and step-by-step tutorials.

From your first scarf, to mittens, socks, and sweaters, learn all you need to know to make modern seamless knits for the entire family.

Don't know how to knit in the round? We have [tutorials](#) to explain exactly how to do it!

 ravelry :: cast on

sizing: baby (toddler, child, **adult SM, adult L**)
fits head 16 (17.5, 19, **21, 23**)" around

materials:

- yarn:** 110 (140, 180, **220, 260**) yds 4ply / sock wt yarn
(samples shown in [The Uncommon Thread BFL Fingering](#) in 'turbillion' and [The Uncommon Thread Uncommon Everyday](#) in 'meadow grass')
- gauge:** 26 sts & 38 rounds / 4" in stockinette on larger needles
- needles:** US #2 / 2.75mm 16" circular needle, US #4 / 3.5mm 16" circular and double pointed needles (or as required to meet gauge)
- notions:** stitch markers, darning needle

free patterns and tutorials

[wheat scarf](#) ▪ [malt blanket](#) ▪ [barley hat](#) ▪ [oats cowl](#)
[maize mitts](#) ▪ [flax pullover](#) ▪ [rye socks](#) ▪ [harvest cardigan](#)

from [the Simple Collection](#)

a free learn to knit series by Tin Can Knits
find it all at www.tincanknits.com



tutorial:

If this is your first time making a hat, or knitting in the round, check out our in-depth tutorial '[Let's Knit A Hat](#)'.

pattern:

This hat is knit in the round from brim to crown. Using smaller needles, **cast on** 96 (102, 114, **120**, **126**) sts. PM and **join for working in the round**, being careful not to twist the cast-on.

Establish ribbing: [k1, p1] around

Work in **1x1 ribbing** as established for 0.75 (1, 1, **1.25**, **1.5**)". Change to larger needles.

Set up round: k32 (34, 38, **40**, **42**), PM, knit to end of round
Markers now separate the garter stitch and stockinette sections.

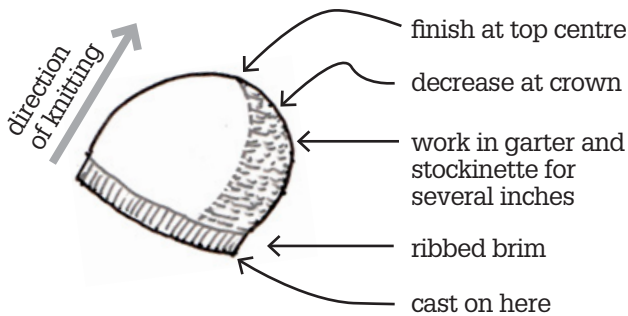
Round 1: purl to marker, knit to end of round

Round 2: knit

Repeat rounds 1-2 until piece measures 4 (4.5, 5.5, **6**, **6.5**)" from cast-on, measured at the stockinette side of the work. For a slouchier hat, work an additional 1-2" in pattern as established.

Work round 1 once more.

barley hat construction:



? abbreviations:

k - knit
k2tog - knit 2 sts together
p - purl
p2tog - purl 2 sts together
PM - place marker
st(s) - stitch(es)

? how do I ? Find tutorials on how to knit this hat including cast on, knit, purl, knitting in the round, pattern reading and more at: www.tincanknits.com/thesimplecollection.html

crown decreases:

Switch to double pointed needles when there are too few stitches to work comfortably on circular needles.

Set up round: [k14 (15, 17, **18**, **19**), **k2tog**, PM] around
[6 sts dec, 90 (96, 108, **114**, **120**) sts]

Markers now separate the work into 6 equal sections.

Round 1: purl to second marker, knit to end
(*this continues the garter stitch section as set*)

Round 2: [knit to 2 sts before marker, k2tog] around
[6 sts dec]

Work rounds 1-2 a total of 3 (4, 6, **7**, **8**) times. There are now 72 sts total, or 12 sts per section.

Next Round: [purl to 2 sts before marker, **p2tog**] twice, then [knit to 2 sts before marker, k2tog] to end
[6 sts dec]

Next Round: [knit to 2 sts before marker, k2tog] around
[6 sts dec]

Work last two rounds a total of 5 times, until 12 sts remain.

Cut yarn, leaving an 8" tail. Removing markers, draw the yarn tail through the remaining live sts and pull to close top of hat.

Weave in ends and **block your hat**.

free patterns and tutorials

wheat scarf ■ malt blanket ■ barley hat ■ oats cowl
maize mitts ■ flax pullover ■ rye socks ■ harvest cardigan

from the Simple Collection

a free learn to knit series by Tin Can Knits
find it all at www.tincanknits.com



Tin Can Knits ♥ in Vancouver + Edinburgh ♥ tincanknits@gmail.com ♥ www.tincanknits.com ♥



gramps



pop blanket



antler



low tide



vivid




bonny



sitka spruce




windswept




sunflower



lush



dogwood



snowflake



campfire



mukluks



raindrops



stovetop