

# antler toque

yummy toque in our favourite cable pattern



by Tin Can Knits



*If you are Canadian, you know what a toque is. And for you, a toque is an essential accessory for winter, spring and fall too. While Vancouver lacks the sub-zero temperatures of Montreal and Halifax, it is cold, dreary and damp for a significant portion of the year.*

*Is it time for this year's new toque? Knit this classic, quick-knitting hat to match your Antler Cardigan!*

**sizing:** Baby (Child, Adult S, L)  
To fit 16 (18, 21, 23)" head

## materials:

- Yarn:** 125 (150, 175, 200) yds worsted / aran weight yarn  
(we used [Madelinetosh Tosh Vintage](#) in 'twig')
- Needles:** US #6 / 4 mm 16" circular  
US #8 / 5 mm (or as req'd to meet gauge);  
16" circular and double pointed needles
- Gauge:** 18 sts / 4" in stockinette stitch using larger needles
- Notions:** cable needle, stitch markers, darning needle

 ravelry :: cast on

## ANTLER toque

© Tin Can Knits 2016 [www.tincanknits.com](http://www.tincanknits.com)

in-depth tutorials ■ excellent support ■ fabulous free patterns

from PACIFIC KNITS 1

join us ■      

## pattern:

Using smaller needles, cast on 76 (84, 96, 106) sts, PM and join for working in the round. Work in 1x1 rib (*k1, p1*) for 1.5 (2, 2, 2.5)".

**Next round, Adult S and L only:** work in 1x1 rib to last 2 sts, k2tog [- (-, 95, 105) sts]

**All sizes, change to larger needles and work set up round:**  
[k16, p3 (5, 3, 5)] around

Work antler cable pattern following chart A or written instructions.

**All Rounds:** [work 16-st antler cable, p3 (5, 3, 5)] around

Work rounds 1-6 of antler cable a total of 5 (6, 8, 9) times, then proceed to decrease, switching to double pointed needles.

### Decrease as follows:

**Round 1:** [k4, c4b, c4f, k4, p1 (3, 1, 3), p2tog] around  
[72 (80, 90, 100) sts]

**Rounds 2, 4, 6:** work as established (*knit the knits, purl the purls*)

**Round 3:** [k2, c4bdec, k2tog, ssk, c4fdec, k2, p2 (4, 2, 4)] around  
[56 (64, 70, 80) sts]

**Round 5:** [c4b, k4, c4f, p0 (2, 0, 2), p2tog] around [52 (60, 65, 75) sts]

**Round 7:** [k2tog, c4bdec, c4fdec, ssk, p1 (3, 1, 3)] around  
[36 (44, 45, 55) sts]

**Round 8:** [k2tog four times, p1 (3, 1, 3)] around [20 (28, 25, 35) sts]

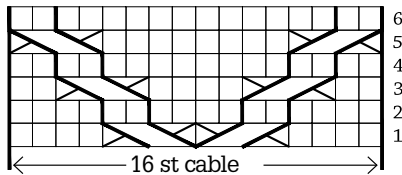
**Round 9:** [k2tog twice, p1 (3, 1, 3)] around [12 (20, 15, 25) sts]

**Child & Adult L only:** [k2tog, p1, p2tog] around [- (12, -, 15) sts]

Break yarn leaving an 8" tail. Thread tail through remaining sts, pull tight and secure end. Weave in ends and enjoy!



## ? chart A: antler cable - work rounds 1 - 6





**antler cable:** repeat rounds 1-6

**Round 1:** k4, c4b, c4f, k4  
**Rounds 2, 4, 6:** knit 16  
**Round 3:** k2, c4b, k4, c4f, k2  
**Round 5:** c4b, k8, c4f

**how do I .... ?** Find a tutorial on how to knit cables at: [www.tincanknits.com/support.html](http://www.tincanknits.com/support.html)

## ? key & abbreviations:

- k** - knit
-  **c4b** - cable 4 back - slip 2 sts to cn, hold in back of work, k2 from LH needle, k2 from cn
-  **c4f** - cable 4 front - slip 2 sts to cn, hold in front of work, k2 from LH needle, k2 from cn
- c4bdec** - cable 4 back decrease - slip 2 sts to cn, hold in back of work, k2 from LH needle, k2tog from cn
- c4fdec** - cable 4 front decrease - slip 2 sts to cn, hold in front of work, ssk from LH needle, k2 from cn
- k2tog** - knit 2 sts together
- cn** - cable needle
- LH** - left hand
- p** - purl
- p2tog** - purl 2 sts together
- ssk** - slip, slip, knit - slip 2 sts knitwise (1 at a time), then knit 2 slipped sts together through back loops
- PM** - place marker
- st(s)** - stitch(es)

\* You are welcome to share this free pattern with friends, or use for teaching. For further usage info contact [tincanknits@gmail.com](mailto:tincanknits@gmail.com)

## ANTLER toque

© Tin Can Knits 2016 [www.tincanknits.com](http://www.tincanknits.com)

in-depth tutorials ■ excellent support ■ fabulous free patterns

from PACIFIC KNITS 2

join us ■ 





Tin Can Knits ▪ in Vancouver + Edinburgh ▪ [www.tincanknits.com](http://www.tincanknits.com)



**gramps**



**vivid**



**sitka spruce**



**low tide**



**stovetop**



**bonny**



**bumble**




**antler mittens**




**lush**



**bounce**



**sunflower**



**snowflake**



**antler**



**paddle**



**playdate**



**pop blanket**