

Edge lace 1



Picture 1.



Picture 2.



Picture 3.

I n t r o d u c t i o n

A simple and short edge lace stitch motif enriched with various amount of bobbles.

D e s c r i p t i o n a n d t i p s

Charts 1, 2 and 3 differ only by the amount and position of bobbles/nupps. All bobbles can be omitted by exchanging them to knit stitch.

Charts include odd rows only. The edge and repetitive middle part of the motif are separated by the empty space. Numbers on the right side of the charts indicate row number. Edge stitches are not included.

For stitches of **even** rows there are two possibilities:

- purl all stitches and you will get **stockinette based lace texture** as on the **Pictures 1, 2, 3**

or

- knit all stitches and you will get **garter stitch based lace texture** as it is traditionally done for Haapsalu shawl borders.

All charts require the following amount of stitches: **15 stitches** (edges of the motif) + **14 stitches · X times** (repeated middle part of the motif) + 2 (or more) edge stitches (if necessary).

To knit edge lace from **Picture 1** choose **Chart 1**.

To knit edge lace from **Picture 2** choose **Chart 2**.

To knit edge lace from **Picture 3** choose **Chart 3**.

Cast on stitches using **knitted on method** and **double yarn** with needles at least **0.5 - 1 size larger** than you will be using for the edge lace knitting.

Knit all rows from the selected chart.

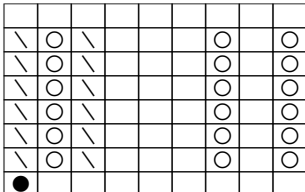
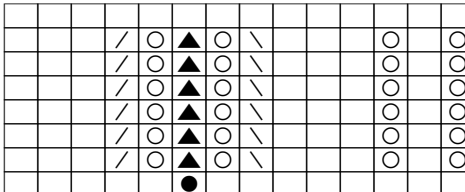
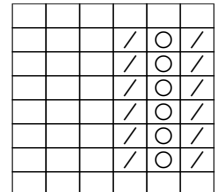
The length of the lace edge can be varied by repeating the 3rd row as often as desired (6 times for the original pattern).

Legend

<div style="display: flex; flex-direction: column; gap: 10px;"> <div style="display: flex; align-items: center;">□</div> <div style="display: flex; align-items: center;">○</div> <div style="display: flex; align-items: center;">▲</div> <div style="display: flex; align-items: center;">/</div> <div style="display: flex; align-items: center;">\</div> <div style="display: flex; align-items: center;">●</div> </div>	<p>k, knit</p> <p>yo, yarn over</p> <p>knit 3 stitches together with the middle one above, slip two stitches knitwise, knit next stitch and pass two slipped stitches over third stitch</p> <p>k2tog, knit 2 stitches together</p> <p>ssk, slip 2 stitches as if to knit, then knit those 2 stitches together</p> <p>bobble/nupp: knit 5/7/9 stitches out of one (knit, yarnover, knit, yarnover, knit etc.), purl stitches together on the wrong side</p>
--	--

Charts

Chart 1

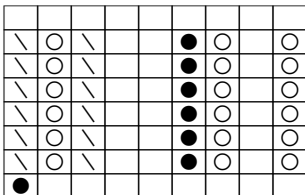
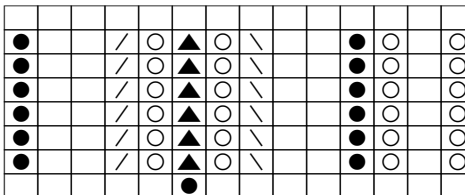
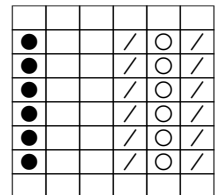
			<table border="1" style="border-collapse: collapse; text-align: center;"> <tr><td>1</td><td>5</td></tr> <tr><td>1</td><td>3</td></tr> <tr><td>1</td><td>1</td></tr> <tr><td>9</td><td></td></tr> <tr><td>7</td><td></td></tr> <tr><td>5</td><td></td></tr> <tr><td>3</td><td></td></tr> <tr><td>1</td><td></td></tr> </table>	1	5	1	3	1	1	9		7		5		3		1	
1	5																		
1	3																		
1	1																		
9																			
7																			
5																			
3																			
1																			

9 stitches

+ 14 stitches · X times

+ 6 stitches

Chart 2

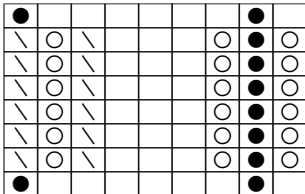
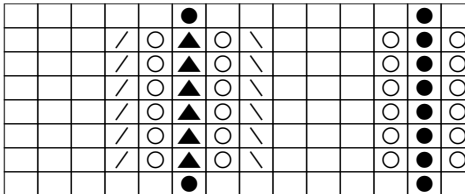
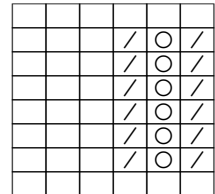
			<table border="1" style="border-collapse: collapse; text-align: center;"> <tr><td>1</td><td>5</td></tr> <tr><td>1</td><td>3</td></tr> <tr><td>1</td><td>1</td></tr> <tr><td>9</td><td></td></tr> <tr><td>7</td><td></td></tr> <tr><td>5</td><td></td></tr> <tr><td>3</td><td></td></tr> <tr><td>1</td><td></td></tr> </table>	1	5	1	3	1	1	9		7		5		3		1	
1	5																		
1	3																		
1	1																		
9																			
7																			
5																			
3																			
1																			

9 stitches

+ 14 stitches · X times

+ 6 stitches

Chart 3

			<table border="1" style="border-collapse: collapse; text-align: center;"> <tr><td>1</td><td>5</td></tr> <tr><td>1</td><td>3</td></tr> <tr><td>1</td><td>1</td></tr> <tr><td>9</td><td></td></tr> <tr><td>7</td><td></td></tr> <tr><td>5</td><td></td></tr> <tr><td>3</td><td></td></tr> <tr><td>1</td><td></td></tr> </table>	1	5	1	3	1	1	9		7		5		3		1	
1	5																		
1	3																		
1	1																		
9																			
7																			
5																			
3																			
1																			

9 stitches

+ 14 stitches · X times

+ 6 stitches