

Materials:

MC: 1 skein Blue Sky Alpacas [Alpaca Silk](#) in black

CC: 1 skein Blue Sky Alpacas [Alpaca Silk](#) in white

crochet hook: size I (5.5mm)

Gauge: 5.5 sts per inch

Size: 2.75" x 80"

Abbreviations:

ch = chain

sc= single crochet

dc = double crochet

st(s) = stitch(es)

Instructions:

With MC, chain 17.

Row 1: Work 1 sc in 2nd ch from hook and in each across, turn. (15 sc)

NOTE: Count the turning chain as the first stitch of the row.

Row 2: Ch 3, 1 dc in each across, turn. (15 dc)

Row 3: Ch 3, 1 dc in each across and in turning chain, turn. (15 dc)

Repeat **Row 3** throughout the scarf, changing colors as follows:

8 rows MC

4 rows CC

7 rows MC

16 rows CC

21 rows MC

21 rows CC

2 rows MC

10 rows CC

5 rows MC

7 rows CC

6 rows MC


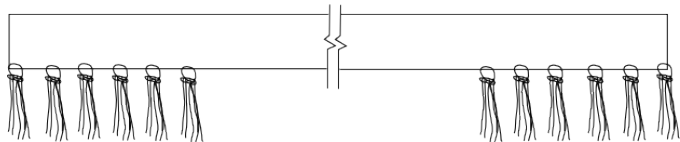
6 rows CC

7 rows MC

Cut yarn and weave ends.

Take remaining yarn and cut 8" lengths.

Group 6 strands together and secure tassels along the edge of the scarf as shown below. I made 6 tassels on each side.




Skinny Crochet Striped Scarf

A crochet pattern by Melissa "Missa" Hills.

designed exclusively for kpixie.com

copyright 2009, not to be reproduced without permission



Purchase the yarn
for this pattern
in 37 colors! at

kpixie.com

